

SOLID PLASTIC TOILET COMPARTMENTS


Material Information.

Toilet and Shower Compartments are made from Solid High Density Polyethylene. 1" thick, water proof with 1/4" eased edges

SOLID HDPE POLYMER

Widely accepted as the premier toilet compartment material. HDPE is odor, stain, and graffiti resistant. HDPE is impact resistant, engineered not to break (even in extreme conditions). The material is maintained by custodial staff using standard industrial strength cleaners.

Product and Hardware: Standard



Floor Mounted Overhead Braced

Pilasters are 82" high.
Panels and doors are 55" high mounted 14" off the floor.
Aluminum "Anti-Grip" Headrail.
Heat Strip on bottom edge of panels and doors.




"SOLID color all the way through"



100% Post Consumer Recycled Content

100% Post Consumer Colors:




Continuous Brackets - Plastic

54" long heavy duty durable plastic.
Corrosion proof.
Colors match base color of stalls.



Shoes - Plastic

3" high Colored plastic
Corrosion proof.
Colors match base color of stalls.



Integral Hinge - Concealed.

Pilaster routed to receive door
Self lubricating concealed nylon.
No exposed metal parts.
Field adjustable.



Door Hardware - Aluminum

Heavy Duty anodized aluminum.
6" long strikes with rubber bumpers.
Slide latch ADA compliant
Stainless steel attachment screws and bolts.

Available 100% Post Consumer Selection-Stalls and Screens

✓	Black
✓	Earthstone

Solid Plastic Partitions are available as standard 30% minimum pre consumer and 100% Post Consumer material. Our solid plastic is 100% recyclable. We offer a "Buy Back" program and will purchase used solid HDPE partitions and recycle the material.

The Landfill Reduction program implemented by We recycle more than 99% manufacturing waste through vendors, and local recycling centers.

Service Oriented Sales (805) 375-6599 www.sos.to